

NA0800



New Age SEEDS

Key Features

- New conventional 2750chu variety
- Maturity of RM 0.8 with strong overall agronomic performance
- High yield potential across all environments tested
- Medium plant height with excellent lodging resistance
- Seed with high protein for certain food grade markets
- Susceptible to Soybean Cyst Nematode

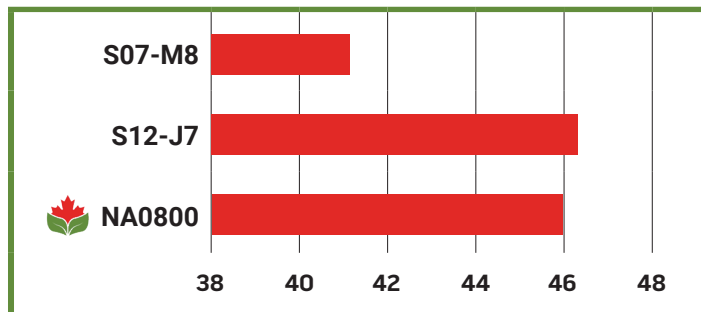
PLANT CHARACTERISTICS

FLOWER	Purple
PUBESCENCE	Tawny
POD WALL	Tan
HILUM	Yellow
PROTEIN	43-44% (DM Basis)
SEED SIZE	20.2 gm/100sd
PRR	N/A

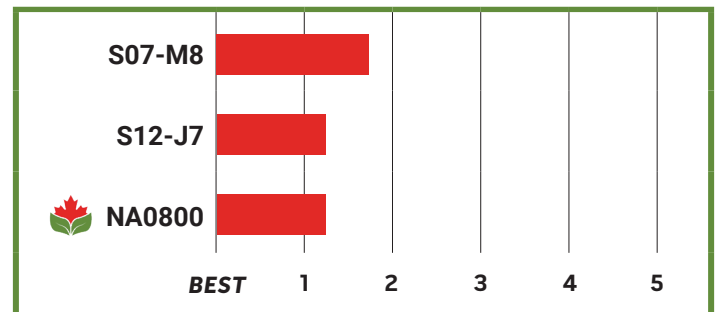
AGRONOMIC TRAITS

STATUS	Entry	Yield	RM	DTM	Lodging
EXPERIMENTAL	NA0800	46.4	0.8	112	1.3
CHECK	S12-J7	46.7	1.2	114	1.3
CHECK	S07-M8	41.4	0.7	112	1.7
REPS WITH DATA	-	8	-	8	6

YIELD DATA



LODGING



DTM: Days to maturity after planting

Lodging: 1 is excellent, 5 is poor

Protein: Reported on a dry matter basis

RM: Estimate provided by the company (checks)

JACKSON
SEED SERVICE LTD.

Phone: 519-683-4413
Toll Free: 1-800-472-9906
jacksonseedservice.com

NA1800



New Age
SEEDS

Key Features

- New conventional variety for all areas that grow late group I-early group II varieties
- Maturity of RM 1.8 and high yield potential in all areas tested
- Strong agronomic package including tolerance to most common diseases
- PI88788 type resistance to Soybean Cyst Nematode
- Excellent seed quality with characteristics desired for food grade markets
- Med Tall plant adapted to medium heavier soils or no-till environments

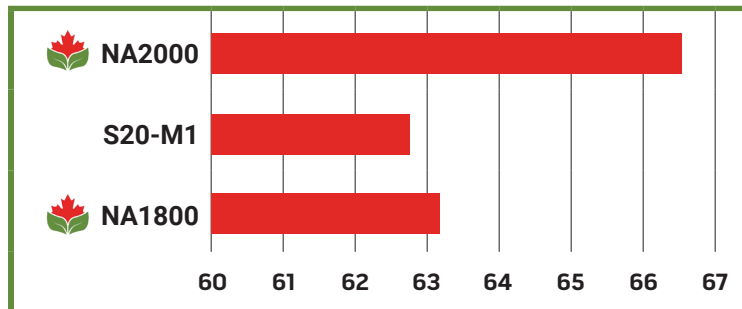
PLANT CHARACTERISTICS

FLOWER	Purple
PUBESCENCE	Light Tawny
POD WALL	Brown
HILUM	Imperfect Yellow
PROTEIN	41.5-42.5% (DM Basis)
SCN	Resistant
PRR	RPS1C
HEIGHT	Medium Tall

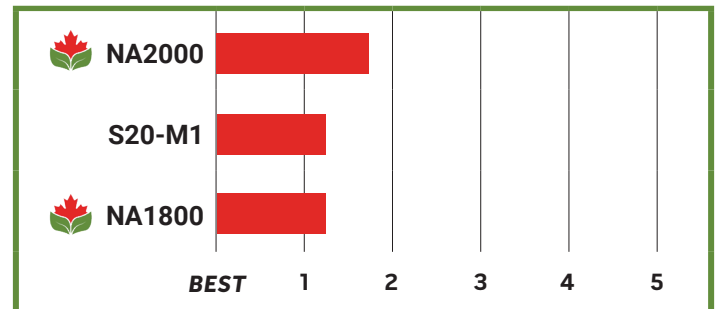
AGRONOMIC TRAITS

STATUS	Entry	Yield	RM	DTM	Lodging	SCN
EXPERIMENTAL	NA1800	63.1	1.8	114	2.7	Yes
CHECK	S20-M1	62.7	2.0	115	2.4	Yes
NASI CHECK	NA2000	66.5	2.0	116	2.4	Yes
REPS WITH DATA	-	9	-	9	9	

YIELD DATA



LODGING



DTM: Days to maturity after planting

Lodging: 1 is excellent, 5 is poor

Protein: Reported on a dry matter basis

RM: Estimate provided by the company (checks)

JACKSON
SEED SERVICE LTD.

Phone: 519-683-4413
Toll Free: 1-800-472-9906
jacksonseedservice.com

NA2000



New Age SEEDS

Key Features

- New conventional variety for all areas that grow late group I-early group II varieties
- Maturity of RM 2.0 with strong overall agronomic package
- Consistent high yield potential across all environments tested
- Medium plant height with healthy dark green field appearance
- Excellent seed quality and higher protein levels for food-grade markets
- PI88788 type resistance to Soybean Cyst Nematode
- Above average SDS tolerance

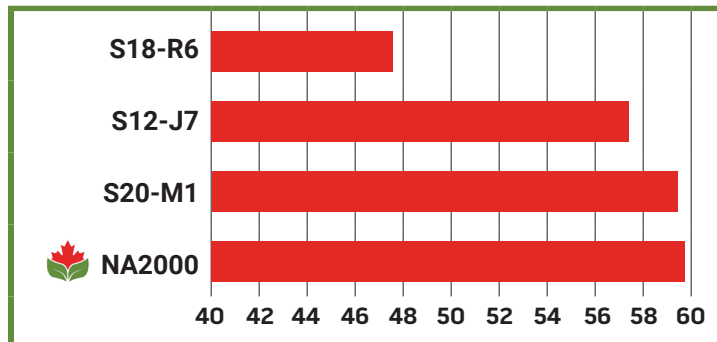
PLANT CHARACTERISTICS

FLOWER	White
PUBESCENCE	Grey
POD WALL	Brown
HILUM	Yellow
PROTEIN	42-43% (DM Basis)
SEED SIZE	21.1 gm/100sd
PRR	RPS1C
HEIGHT	Medium
PLANT TYPE	Medium Bush

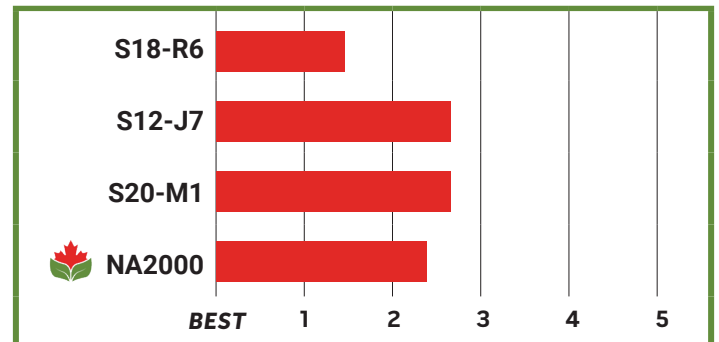
AGRONOMIC TRAITS

STATUS	Entry	Yield	RM	DTM	Lodging	SCN
EXPERIMENTAL	NA2000	59.7	2.0	119	2.4	Yes
CHECK	S20-M1	59.5	2.0	118	2.6	Yes
CHECK	S12-J7	57.4	1.2	114	2.6	Yes
CHECK	S18-R6	47.5	1.8	117	1.4	Yes
REPS WITH DATA	-	5	-	5	4	

YIELD DATA



LODGING



DTM: Days to maturity after planting

Lodging: 1 is excellent, 5 is poor

Protein: Reported on a dry matter basis

RM: Estimate provided by the company (checks)

JACKSON
SEED SERVICE LTD.

Phone: 519-683-4413
Toll Free: 1-800-472-9906
jacksonseedservice.com

NA2700



New Age SEEDS

Key Features

- Mid late group II varieties
- Very high yield potential across all environments tested
- Maturity 2.7
- Medium height
- Above average tolerance to SDS
- PI88788 resistance to SCN
- High Protein levels
- RPS1C for phytophthora protection

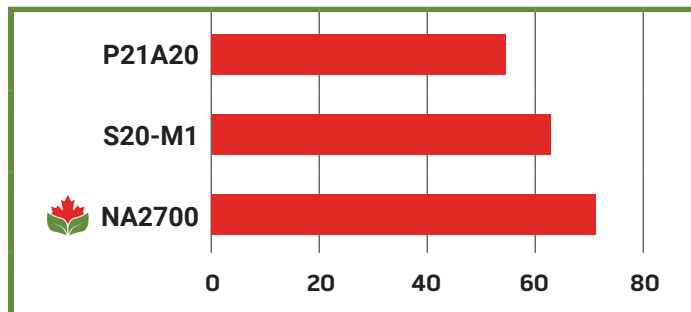
PLANT CHARACTERISTICS

FLOWER	Purple
PUBESCENCE	Light Tawny
POD WALL	Tan
HILUM	Imperfect Yellow
PROTEIN	43-43.5% (DM Basis)
SEED SIZE	21.2 gm/100sd
PRR	RPS1C
HEIGHT	Medium
PLANT TYPE	Slender Bush

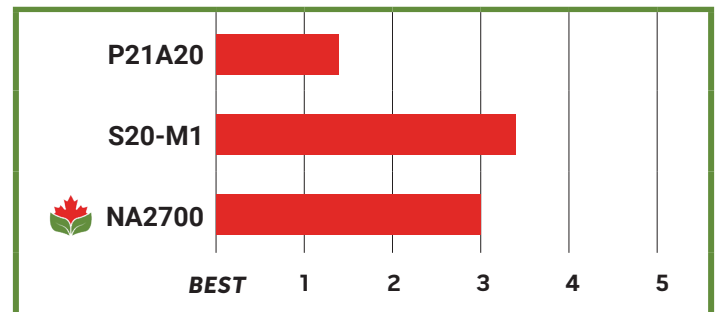
AGRONOMIC TRAITS

STATUS	Entry	Yield	RM	DTM	Lodging	SCN
EXPERIMENTAL	NA2700	71.2	2.7	122	3	Yes
CHECK	S20-M1	62.8	2.0	118	3.4	Yes
CHECK	P21A20	53.4	2.1	117	1.4	Yes
REPS WITH DATA	-	5	-	5	5	

YIELD DATA



LODGING



DTM: Days to maturity after planting

Lodging: 1 is excellent, 5 is poor

Protein: Reported on a dry matter basis

RM: Estimate provided by the company (checks)

JACKSON
SEED SERVICE LTD.

Phone: 519-683-4413
Toll Free: 1-800-472-9906
jacksonseedservice.com